

Create an Annotated Bibliography with Zotero

In American Psychological Association (APA) and Chicago Manual styles.

George Mason University Libraries

Part I: Download and install your citation style of choice for Zotero.

Before proceeding, you must have Zotero installed, Firefox extension or standalone. Free installation at Zotero.org

1. Go to <https://www.zotero.org/styles> and type in “annotated” in the search box.

Zotero Style Repository

Here you can find [Citation Style Language](#) 1.0.1 citation styles for use with [Zotero](#) and other CSL 1.0.1-compatible software. For more information on using CSL styles with Zotero, see the [Zotero wiki](#).

Style Search Format:

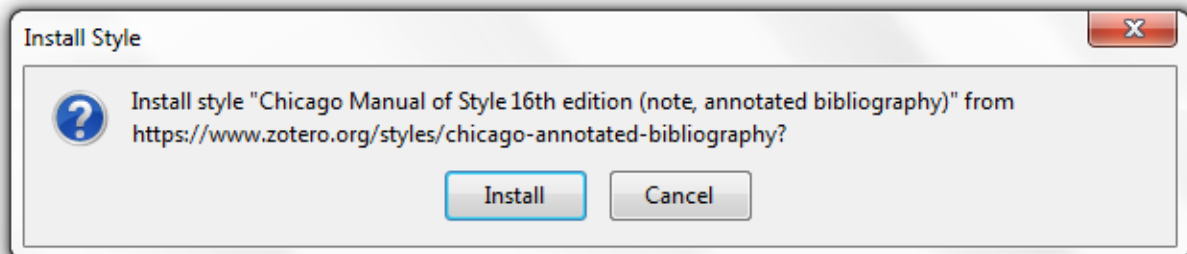
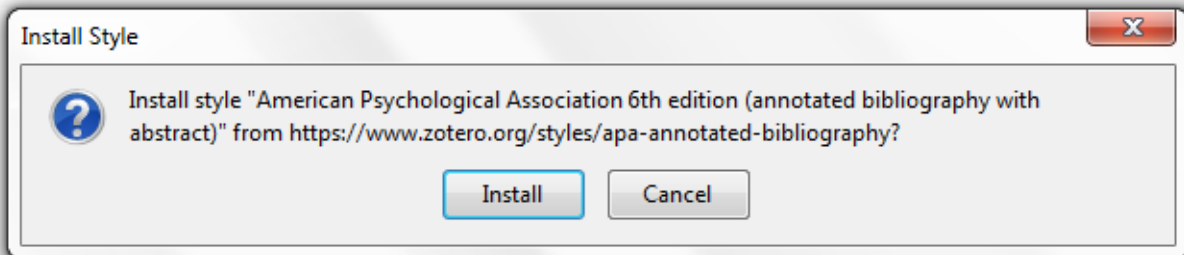
Fields:

Show only unique styles

2 styles found:

- [American Psychological Association 6th edition \(annotated bibliography with abstract\)](#) (2015-03-19 02:36:13)
- [Chicago Manual of Style 16th edition \(note, annotated bibliography\)](#) (2015-08-15 20:29:12)

2. Select and install “**American Psychological Association 6th edition (annotated bibliography with abstract)**” or “**Chicago Manual of Style 16th edition (note, annotated bibliography)**”.



3. Restart Firefox.
4. For APA, type your annotation and evaluation text for each item into Zotero’s field labeled **Abstract** (far right column of the Zotero drawer, under the Info tab). For Chicago Manual, enter

this into Zotero's field labeled **Extra** (far right column of the Zotero drawer, under the Info Tab).

Info Notes Tags Related

Item Type: Book

Title: Anti-social behaviour orders

▼ **Author:** Pema, Anesh

▼ **Author:** Heels, Sharon

(...) **Abstract:** annotation

Series: Special bulletin (Jordans)

Series Number:

Volume:

of Volumes:

Edition: 3rd ed

Place: Bristol

Publisher: Jordans

Date: 2006 y

of Pages: 337

Language:

ISBN: 978-1-84661-000-4

Short Title:

URL:

Accessed:

Archive:

Loc. in Archive:

Library Catalog: magik.gmu.edu Library Catalog

Call Number: KD7578 .P46 2006

Rights:

Extra: annotation

Date Added: 9/9/2015, 2:48:50 PM

Modified: 1/13/2016, 8:37:08 AM

For APA, enter annotation here

For Chicago Manual, enter annotation here

Part II: Use the following right-click technique to create a file with the annotated bibliography.

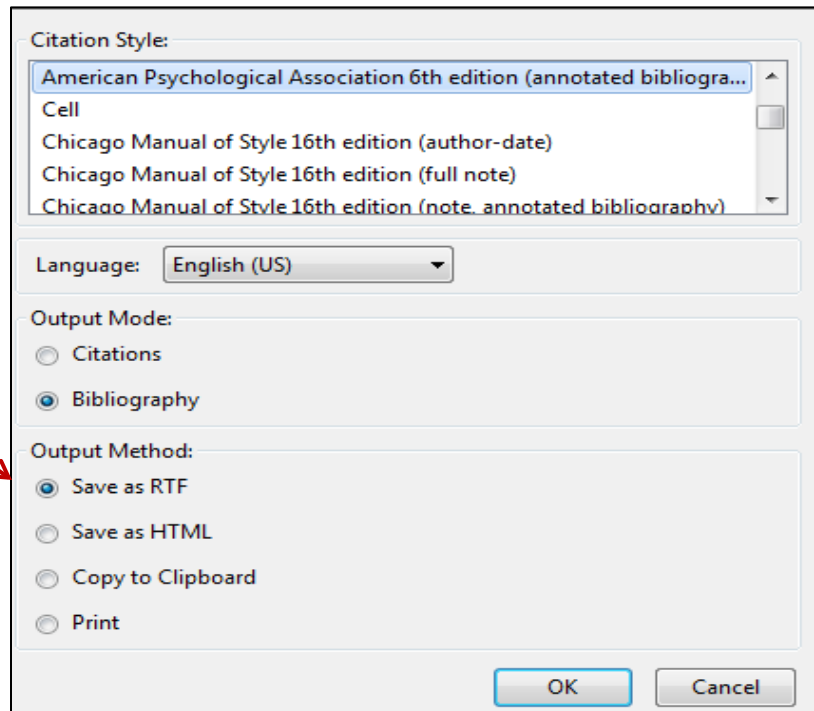
1. Highlight one or more references in the Zotero center column.
2. Right-click (or control-click on Macs) to select "Create Bibliography from Items".

Title

Zotero Quick Start Guide

- View Online
- Add Note
- Add Attachment
- Duplicate Item
- Move Item to Trash...
- Export Item...
- Create Bibliography from Item...**
- Generate Report from Item...

3. Select your citation style of choice from the drop-down menu for your bibliography format (e.g. APA or Chicago Manual).
4. Choose "Save as RTF" to save the bibliography as a rich text file.



5. Name the File and save it to the desired location. This file will open in any word processor.

